

Keeping kids safe!



Body clues match up

Instructions


1. Colour in the pictures from the story.
2. Cut around the dotted lines.
3. Place the pictures in the correct order in your workbook.
4. Glue the pictures into your workbook in the correct order.



Crying



Sweaty palms



Funny tummy



Wobbly knees



Can't move



Butterflies



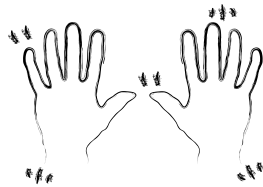
Heart pounding



Hair stands on end



Can't talk



Shaky hands



Crying



Sweaty palms



Funny tummy



Wobbly knees



Can't move



Butterflies



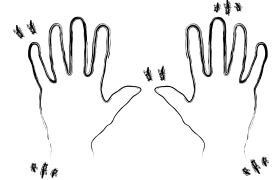
Heart pounding



Hair stands on end



Can't talk



Shaky hands